

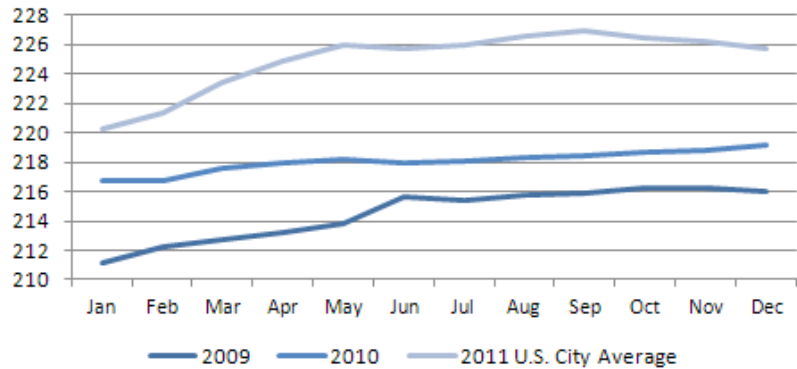
CONSUMER PRICE INDEX AND INFLATION RATE

January 19, 2011

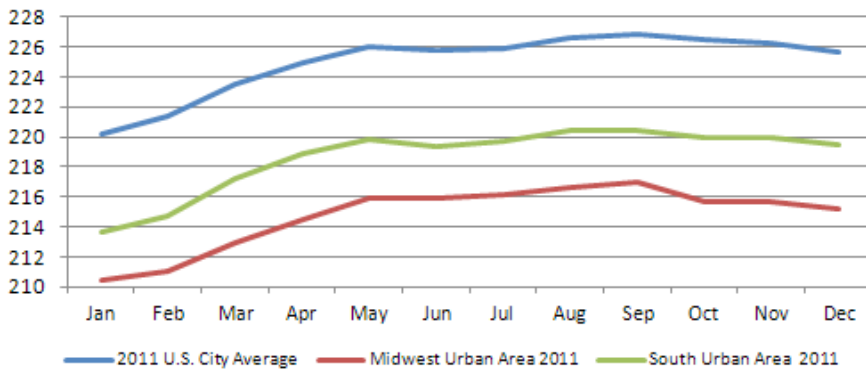
Consumer Price Index - December 2011

U.S. City Average -
December 2011 = 225.672
2011 Annual Average = 224.9

U.S. Consumer Price Index 2009 - 2011
Not Seasonally Adjusted



Regional Consumer Price Index 2011
Not Seasonally Adjusted



Midwest Region Average -

December 2011 = 215.173
2011 Annual Average = 214.7

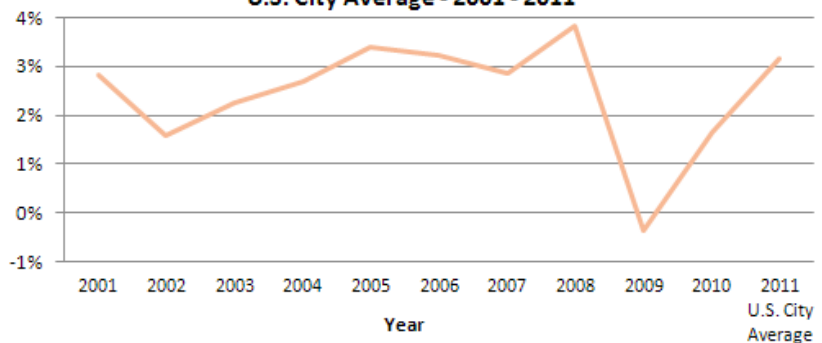
South Region Average -

December 2011 = 219.469
2011 Annual Average = 218.6

Inflation Rate - 2011 YTD

2011 Annual = 3.2%

Inflation Rate
U.S. City Average - 2001 - 2011



Source: U.S. Bureau of Labor Statistics <http://www.bls.gov/data/>

Consumer Price Index - All Urban Consumers - Not Seasonally Adjusted- All Items

Year	Jan	Feb	Mar	Apr	May	Jun	Jul	Aug	Sep	Oct	Nov	Dec	Annual Average YTD	Inflation Rate YTD
2000	168.8	169.8	171.2	171.3	171.5	172.4	172.8	172.8	173.7	174.0	174.1	174.0	172.2	
2001	175.1	175.8	176.2	176.9	177.7	178.0	177.5	177.5	178.3	177.7	177.4	176.7	177.1	2.8%
2002	177.1	177.8	178.8	179.8	179.8	179.9	180.1	180.7	181.0	181.3	181.3	180.9	179.9	1.6%
2003	181.7	183.1	184.2	183.8	183.5	183.7	183.9	184.6	185.2	185.0	184.5	184.3	184.0	2.3%
2004	185.2	186.2	187.4	188.0	189.1	189.7	189.4	189.5	189.9	190.9	191.0	190.3	188.9	2.7%
2005	190.7	191.8	193.3	194.6	194.4	194.5	195.4	196.4	198.8	199.2	197.6	196.8	195.3	3.4%
2006	198.3	198.7	199.8	201.5	202.5	202.9	203.5	203.9	202.9	201.8	201.5	201.8	201.6	3.2%
2007	202.4	203.5	205.4	206.7	207.9	208.4	208.3	207.9	208.3	208.9	210.2	210.0	207.3	2.8%
2008	211.1	211.7	213.5	214.8	216.6	218.8	220.0	219.1	218.8	216.6	212.4	210.2	215.3	3.8%
2009	211.1	212.2	212.7	213.2	213.9	215.7	215.4	215.8	215.9	216.2	216.3	216.0	214.5	-0.4%
2010	216.7	216.7	217.6	218.0	218.2	218.0	218.0	218.3	218.4	218.7	218.8	219.2	218.1	1.6%
2011 U.S. City Average	220.2	221.3	223.5	224.9	225.96	225.7	225.9	226.5	226.9	226.4	226.2	225.7	224.9	3.2%
Midwest Urban Area 2011	210.4	211.1	213.0	214.5	215.9	216.0	216.1	216.6	217.0	215.7	215.6	215.2	214.7	
South Urban Area 2011	213.6	214.7	217.2	218.8	219.8	219.3	219.7	220.5	220.4	220.0	220.0	219.5	218.6	

Source: U.S. Bureau of Labor Statistics <http://www.bls.gov/data/>